


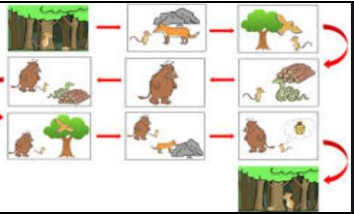


Grindon Infant School Weekly Home Learning Lock Down Plan-Reception
Monday 11th January 2021 **Topic-The Gruffalo**


	Literacy	Maths	Phonics	Topic
M O N D A Y	<p>Show the children the text of 'The Gruffalo' and read it together or watch the online retelling at: https://www.youtube.com/watch?v=s8sUPpPc8Ws</p> <p>Children to listen to the 'The Gruffalo' story all the way through. Encourage the children to join in with the repeated language patterns that they remember from the story.</p>	<p>White Rose Maths Alive in 5! Week 1 Session 1 – Watch the video and complete the task. https://whiterosemaths.com/homelearning/early-years/alive-in-5-week-1/</p> 	<p>Twinkl 's' lesson. https://www.youtube.com/watch?v=x0sGbJMfz88</p>	<p>P.E-The Gruffalo Yoga Stars https://www.youtube.com/watch?v=xjpJUOgbwMY</p>
T U E S D A Y	<p>Re-read or watch 'The Gruffalo' story. https://www.youtube.com/watch?v=s8sUPpPc8Ws</p> <p>Can the children think about what their favourite part of the story is? Children to share their favourite part of the story by putting their ideas in spoken sentences e.g. 'I like it when the mouse sees the owl' etc</p> <p>Purple Mash Literacy Task for the week-2 Create a Story drawing the children's favourite part of The Gruffalo and writing a sentence.</p>	<p>White Rose Maths Alive in 5! Week 1 Session 1 – Watch the video and complete the task. https://whiterosemaths.com/homelearning/early-years/alive-in-5-week-1/</p> 	<p>Twinkl 'a' lesson. https://www.youtube.com/watch?v=il35zRJZYU4</p>	<p>Purple Mash Task 'Design a Gruffalo'. https://www.purplemash.com/sch/grindon</p> <p>Please contact School if you need reminding of your child's Purple Mash log in details.</p>
W E D N E S D A Y	<p>Explain that today the children are going to begin to draw their own story map of the story of 'The Gruffalo' on paper to use to retell the story to someone in their family. Ask the children: What picture should we draw first? What comes next?</p> <p>Complete the first few pictures of a story map up to the end of where the mouse meets the snake in the story. Explain the use of arrows in-between the pictures to show the direction to follow when retelling the story.</p>	<p>White Rose Maths Alive in 5! Session 3 – Watch the video and complete the task. https://whiterosemaths.com/homelearning/early-years/alive-in-5-week-1/</p> 	<p>Twinkl 't' lesson. https://www.youtube.com/watch?v=2QwRe4P0Ybl</p>	<p>The Gruffalo Stick Puppets</p> <p>Attached below is a template of 'The Gruffalo' characters for you to cut out to make stick puppets. If you are unable to print this, have a go at drawing your own characters from the story. Go on a hunt outside to find some sticks for your stick puppets, once you have made your stick puppets can you retell the story of 'The Gruffalo'?</p>



**T
H
U
R
S
D
A
Y**

Bring up the story map that the children started yesterday. Can the children retell the story so far using their story map. Read or watch the retelling of the next part of the story to the end. What happens next? Children to then suggest what pictures to draw next on the story map. What picture can we use for the last page of the story? Ask the children to retell the story using their story map to help them. Can they remember the repeated story language?

White Rose Maths Alive in 5! Session 4 – Watch the video and complete the task.
<https://whiterosemaths.com/homelearning/early-years/alive-in-5-week-1/>



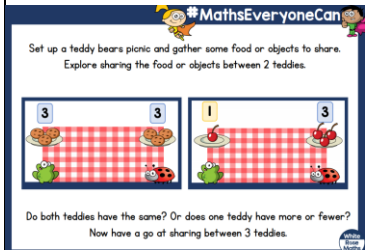
Twinkl 'p' lesson.
<https://www.youtube.com/watch?v=6--CAGCUzJk>

Handwriting-Purple Mash Letters 's', 'a', 't' and 'p' paint projects and video animation.
<https://www.purplemash.com/sch/grindon>
 Please contact School if you need reminding of your child's Purple Mash log in details.

**F
R
I
D
A
Y**

Bring up the Oxford Reading Tree PowerPoint on the IWB. Can the children say who each character picture is? Repeat for the character names. Adult to talk about the initial sounds of all of the character names and the capital letters that are at the beginning of the names. Complete the name and picture matching game on the PowerPoint to see if the children can match the characters to their names.

White Rose Maths Alive in 5! Session 5 – Watch the video and complete the task.
<https://whiterosemaths.com/homelearning/early-years/alive-in-5-week-1/>



Children to choose one of their cuddly toys. Complete a Sound Talk activity. Can the children blend the sounds in the cvc words that the children's cuddly toy says?
 (Use words: sat, pat, tap, as, at)
 What was the word?
 Can they write the word on paper?

Music-Listen to and join in with 'The Gruffalo' Song.
<https://www.youtube.com/watch?v=5ZfEIX2lhll>
 Can you add your own actions to the song?

