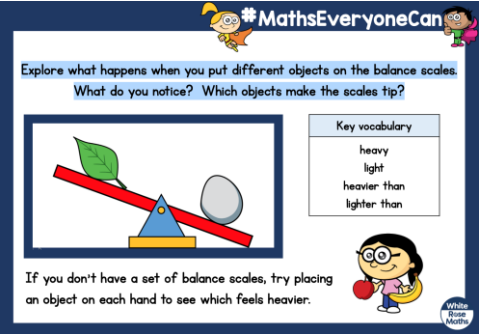

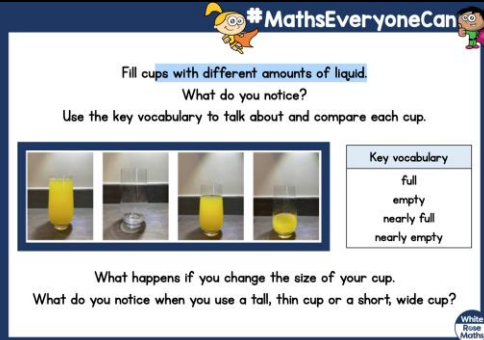
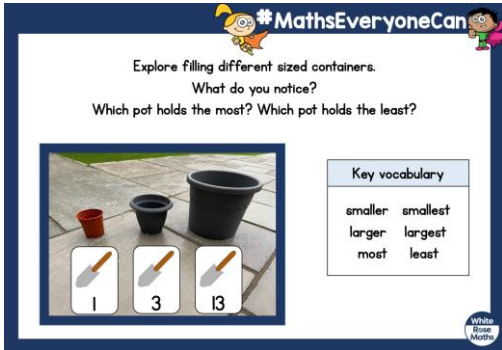
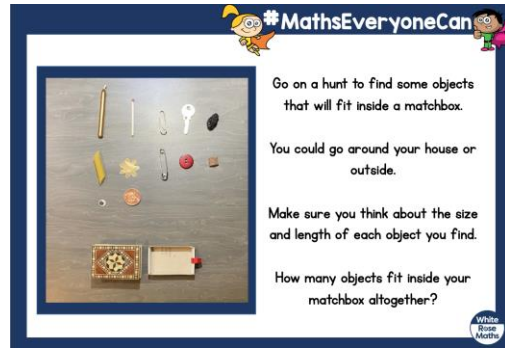


**Grindon Infant School Weekly Home Learning Lock Down Plan-Reception**  
**Monday 18<sup>th</sup> January 2021**      **Topic-The Gruffalo**

	<b>Literacy</b>	<b>Maths</b>	<b>Phonics</b>	<b>Topic</b>
<b>M O N D A Y</b>	<p>Children to retell the story of 'The Gruffalo' using the story map that they created last week. Can they remember the different parts of the story? Show the children the 10 story event boxes on 'The Gruffalo Story Events' template with the time openers on (First, next etc) and the second page with the story pictures from The Gruffalo. Explain that this week we are going to use these story event boxes to help us retell the story of The Gruffalo.</p> <p>Children to either cut out The Gruffalo story pictures and put them on the correct story event box in the correct order or copy the pictures and draw them on the correct story event box.</p>	<p>Maths Introduction Video – Miss Allison  <a href="https://youtu.be/LYy1ZENMBL4">https://youtu.be/LYy1ZENMBL4</a></p> <p>White Rose Maths -Alive in 5! – Week 3 Session 1. Watch the video and complete the task. Explore using the vocabulary heavy and light.  <a href="https://whiterosemaths.com/homelearning/early-years/alive-in-5-week-3/">https://whiterosemaths.com/homelearning/early-years/alive-in-5-week-3/</a></p>  <p>Log on to Busy Things            Username – grindon1            Password – grindon1            Click Early Years, Reception, Mathematics, Calculating, Rocker Shocker.            Play the game – Can you count the pink men onto the rides?</p>	<p>Twinkl 'i' lesson.  <a href="https://www.youtube.com/watch?v=NdTMYjHXNqI">https://www.youtube.com/watch?v=NdTMYjHXNqI</a></p> <p>Purple Mash Initial Sound 'i' Quiz  <a href="https://www.purplemash.com/sch/grindon">https://www.purplemash.com/sch/grindon</a></p> <p>Please contact School if you need reminding of your child's Purple Mash log in details.</p>	<p>Physical Development-P.E Live Lesson            The Foundation of Light Zoom Lesson at 1:30 today!</p> <p>Open Zoom and when asked type in:            Meeting ID: 861 3532 6334            Password: Exercise</p> <p>(This Zoom link reminder will also be sent by Marvellous Me on Monday but the session is only available at the set time of 1:30pm)</p>
<b>T U E S D A Y</b>	<p>Literacy Video-Mrs Dugdale  <a href="https://youtu.be/KWmRYjAJ22A">https://youtu.be/KWmRYjAJ22A</a></p> <p>Ask your child to use 'The Gruffalo' story event boxes from yesterday to retell the story. Who goes for a stroll in the deep dark wood? Explain that the mouse is one of the main characters in the story.</p> <p>Who are the five characters in the story of The Gruffalo? Can the children draw the five character pictures on paper or in their exercise book? Can they try to write the five character names underneath? Children to use the sound mat resource to help them.</p>	<p>White Rose Maths -Alive in 5! – Week 3 Session 2. Watch the video and complete the task. Explore filling cups with different amounts of liquid. Can you make a potion?  <a href="https://whiterosemaths.com/homelearning/early-years/alive-in-5-week-3/">https://whiterosemaths.com/homelearning/early-years/alive-in-5-week-3/</a></p>	<p>Twinkl 'n' lesson.  <a href="https://www.youtube.com/watch?v=QVOaoQIwLMo">https://www.youtube.com/watch?v=QVOaoQIwLMo</a></p> <p>Purple Mash Initial Sound 'n' Quiz  <a href="https://www.purplemash.com/sch/grindon">https://www.purplemash.com/sch/grindon</a></p> <p>Please contact School if you need reminding of your child's Purple Mash log in details.</p>	<p>Expressive Arts and Design            Create a Gruffalo using natural materials. You can either use the template attached to this page to stick materials on to it. OR be as creative as you like outside!</p> 

	<p>Don't worry if the word is not correctly spelt as the children should be sounding out the sounds they can hear in the word and writing them down e.g. mouse may be 'mas' or 'mows'.</p>			
<p><b>W E D N E S D A Y</b></p>	<p>Literacy Video-Mrs Dugdale <a href="https://youtu.be/zsZ1X5wL2U">https://youtu.be/zsZ1X5wL2U</a></p> <p>Highlight the word 'The' on the front cover of the story of The Gruffalo. Recap over how to spell the word 'the' using the Literacy video above. Can they write it on their whiteboards or on paper? Show the children the completed story event template from the start of the week. What are the characters called? Explain that today we are going to write a caption using the word 'the'. Model an example first and highlight the importance of using their phonics to help them write the sounds they can hear e.g. The fox.</p>	<p>White Rose Maths -Alive in 5! – Week 3 Session 3. Watch the video and complete the task. Explore filling different sized containers. <a href="https://whiterosemaths.com/homelearning/early-years/alive-in-5-week-3/">https://whiterosemaths.com/homelearning/early-years/alive-in-5-week-3/</a></p> 	<p>Twinkl 'm' lesson. <a href="https://www.youtube.com/watch?v=2pi0xTQPvAM">https://www.youtube.com/watch?v=2pi0xTQPvAM</a></p> <p>Purple Mash Initial Sound 'm' Quiz <a href="https://www.purplemash.com/sch/grindon">https://www.purplemash.com/sch/grindon</a></p> <p>Please contact School if you need reminding of your child's Purple Mash log in details.</p>	<p>Topic Introduction Video-Miss Allison <a href="https://youtu.be/7L7uo1DG2F8">https://youtu.be/7L7uo1DG2F8</a></p> <p>People and Communities Talk to the grown-ups in your family about their jobs, what do they do? Can you think of some other jobs people might do? Think about what job you would like to do when you are a grown up?</p> <p>Use the attached template to draw and label what you would like to do as a job, if you cannot print the template, don't worry, just draw it on some paper at home.</p>
<p><b>T H U R S D A Y</b></p>	<p>Bring up 'The Gruffalo Body Part PowerPoint'. Explain that in the story the author Julia Donaldson uses describing words (adjectives) to describe the body parts of 'The Gruffalo' e.g. 'purple prickles'. Purple is the adjective describing the colour of the prickles. Go through the PowerPoint slides with your child. Can they say the correct body part description as the part is revealed on the screen? Recap over the body part descriptions together on the last slide.</p> <p>Handwriting-Purple Mash Letters 'i', 'n', 'm' and 'd' paint projects and video animation. <a href="https://www.purplemash.com/sch/grindon">https://www.purplemash.com/sch/grindon</a></p>	<p>White Rose Maths -Alive in 5! – Week 3 Session 4. Watch the video and complete the task. Go on a hunt to find small objects which will fit in a small container. <a href="https://whiterosemaths.com/homelearning/early-years/alive-in-5-week-3/">https://whiterosemaths.com/homelearning/early-years/alive-in-5-week-3/</a></p>	<p>Twinkl 'd' lesson. <a href="https://www.youtube.com/watch?v=kIVYKB7iuRQ">https://www.youtube.com/watch?v=kIVYKB7iuRQ</a></p> <p>Purple Mash Initial Sound 'd' Quiz <a href="https://www.purplemash.com/sch/grindon">https://www.purplemash.com/sch/grindon</a></p> <p>Please contact School if you need reminding of your child's Purple Mash log in details.</p>	<p>Storytime Video-Miss Allison-'The Gruffalo's Child' <a href="https://youtu.be/XwKlep6mnJU">https://youtu.be/XwKlep6mnJU</a></p> <p>Understanding the World/People and Communities. R.E.</p> <p>Explain that last week we talked about what our favourite/special book was. Watch this short video <a href="https://request.org.uk/restart/2020/08/27/bible-quest-the-old-testament/">https://request.org.uk/restart/2020/08/27/bible-quest-the-old-testament/</a> which explains what The Bible is, and why it is special.</p> <p>Can the children make a video about what they have learnt about what The Bible is and</p>

Please contact School if you need reminding of your child's Purple Mash log in details.



#MathsEveryoneCan

Go on a hunt to find some objects that will fit inside a matchbox.

You could go around your house or outside.

Make sure you think about the size and length of each object you find.

How many objects fit inside your matchbox altogether?

White Rose Maths

why it is special?

F  
R  
I  
D  
A  
Y

### Reading Link Focus

Show your child the Oxford Reading Tree sentences on the Slide Share saying: I am... (character name) at:  
<https://www.slideshare.net/aandy123/oxford-reading-tree>

Read the sentences together. Check that the children know the characters.

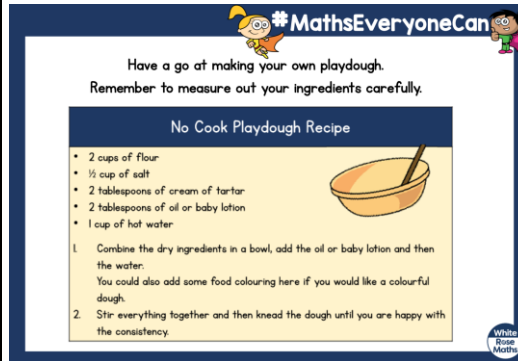
### Literacy Adult Led Weekly Task

Can the children cut out the words and character names on the handout to make the sentences to match the PowerPoint? Stick them on paper or in the exercise book provided by school. Repeat for each character. Read the sentence each time together.

Children to have a whiteboard or piece of paper. Can they copy the sentence starter 'I am' on their whiteboard? Can they then add their name after the sentence starter? What does it say? E.g. 'I am (child's name)?'

White Rose Maths -Alive in 5! – Week 3 Session 5. Watch the video and complete the task. Make playdough with your grown ups at home.

<https://whiterosemaths.com/homelearning/early-years/alive-in-5-week-3/>



#MathsEveryoneCan

Have a go at making your own playdough. Remember to measure out your ingredients carefully.

No Cook Playdough Recipe

- 2 cups of flour
- 1/2 cup of salt
- 2 tablespoons of cream of tartar
- 2 tablespoons of oil or baby lotion
- 1 cup of hot water

1. Combine the dry ingredients in a bowl, add the oil or baby lotion and then the water. You could also add some food colouring here if you would like a colourful dough.
2. Stir everything together and then knead the dough until you are happy with the consistency.

White Rose Maths

Purple Mash-Capacity Quiz

<https://www.purplemash.com/sch/grindon>

Please contact School if you need reminding of your child's Purple Mash log in details.

Mrs Dugdale's Phonics Application Session Videos-Fancy Dress Phonics Friday!!

Children can dress up for this phonics session if they like!

Video 1

<https://youtu.be/Ys3bkNKy7IE>

Video 2

<https://youtu.be/bJVhf25GVDY>

Video 3

<https://youtu.be/nUnrFHlyeJc>

Expressive Arts and Design-Music Purple Mash – 2Sequence. Can you create your own song using different instruments?  
<https://www.purplemash.com/sch/grindon>

Please contact School if you need reminding of your child's Purple Mash log in details.