










Grindon Infant School Nursery Literacy Medium Term Planning 2025-2026

Spring 1- The Worrysaurus

Area of Learning	Focus
Literacy COMPREHENSION	<ul style="list-style-type: none"> • Enjoy songs and rhymes, tuning in and paying attention. • Join in with songs and rhymes, copying sounds, rhythms, tunes and tempo. • Say some of the words in songs and rhymes. • Sing songs and say rhymes independently, for example, singing whilst playing. • Enjoy sharing books with an adult. • Have favourite books and seek them out, to share with an adult, with another child, or to look at alone. • Repeat words and phrases from familiar stories. • Ask questions about the book. • Make comments and shares their own ideas. • Develop play around favourite stories using props.
Literacy WORD READING	<ul style="list-style-type: none"> • Pay attention and respond to the pictures or the words • Notice some print, such as the first letter of their name, a bus or door number, or a familiar logo.
Phonics	<p>Pre Phonics Skills Development</p> <ul style="list-style-type: none"> • Provide many opportunities for children to develop familiarity with stories, nursery rhymes, poems and songs. • Provide opportunities for planned talk. • Plan opportunities for closed and open questions. • Plan opportunities for role-play. • Plan opportunities to enhance the children's vocabulary. • Plan 'building sentences orally' activities. • Plan opportunities to make up stories together • Plan opportunities for children to talk about the things that they have made. <p>Super Sounds Focus</p> <ul style="list-style-type: none"> • Learn simple songs and sing from memory. • Join in with repeated refrains in stories. • Copy a rhythm by clapping or using an instrument. • Repeat a rhythm by clapping or using an instrument. • Make up your own rhythmic patterns. • Clap the syllables in our names. • Clap the syllables in everyday words. • Count the syllables in words to sort objects <p>Super Sounds Provision Link</p> <ul style="list-style-type: none"> • Musical instruments exploration, including resources from term 2.

	<ul style="list-style-type: none">• A collection of the rhythmic and rhyme books and matching props/puppets.• Real life rhyming objects in home area tin and bin cat and mat jug and mug.• Independent use of resources introduced from focused activities.• 8-12 piece jigsaws.					
Literacy WRITING	<ul style="list-style-type: none">• Develop listening and speaking skills in a range of contexts.• Copy finger movements and other gestures• Enjoy drawing freely.• Add some marks to their drawings, which they give meaning to. For example: “That says Mummy.”• Make marks on their picture to stand for their name.• To make age appropriate pre writing shapes. <p>Letter-join Handwriting Focus Develop gross motor skills through the Gross Motor Skills Animal movements 8-14</p> <div><div><p>HANS THE HORSE SAYS: "TROT AROUND THE ROOM, NOW GALLOP."</p><p>Jog, lifting knees high then run faster.</p></div><div><p>OLGA THE OSTRICH SAYS: "TAKE GREAT BIG STEPS."</p><p>Take long strides around the room.</p></div><div><p>ENZO THE ELEPHANT SAYS: "LIFT ME UP."</p><p>Pretend to lift up a heavy object.</p></div><div><p>FINN THE FROG SAYS: "HOP UP AS HIGH AS YOU CAN."</p><p>Hop on one leg, then on the other leg.</p></div><div><p>PODDO THE PUPPY SAYS: "CHASE YOUR TAIL ROUND AND ROUND."</p><p>Spin around on the spot.</p></div><div><p>PEPIN THE PENGUIN SAYS: "WADDLE FROM SIDE TO SIDE."</p><p>Stand straight and tilt from left to right.</p></div><div><p>BILLY THE BLACKBIRD SAYS: "FLAP YOUR ARMS UP AND DOWN."</p><p>Raise arms up and down, palms facing down.</p></div></div> <p>Pre Writing Shapes Focus Use ribbon sticks to practise making meaningful marks of shapes including + (crossing over the line) Making Marks of shapes including + (crossing over the line) in sand, mud, paint, water and glitter. Use brushes, chalks, crayons and pens.</p>					
TFW Story Writing Development Focus	Children to increase vocabulary naming and adding detail. Children to make marks based on the story.					
Rhyme of The Month	January-Wind The Bobbin Up February-I'm A Little Teapot					
Literacy Weekly Focus						
Week 1- 3 days New starters staggered	Week 2	Week 3	Week 4	Week 5	Week 6	Week 7

<p>Nursery Rhyme of the month- Wind The Bobbin Up</p> <p>Holiday News</p> <p>New starters</p>	<p>TFW- Worrysaurus</p> <p>What do we know about Dinosaurs?</p> <p>Mud mark making.</p>	<p>TFW-Worrysaurus</p> <p>Retelling the story.</p>	<p>TFW-Worrysaurus</p> <p>Dinosaur Pizza Instructions</p> <p>Together write and draw instructions.</p>	<p>TFW- TFW-Worrysaurus</p> <p>Look at other texts linked to the book.</p> <p>Children to make their own-How to make a dinosaur pizza.</p>	<p>TFW- Non- Fiction- Dinosaurs</p> <p>Read some facts about dinosaurs and learn that there are different kinds of dinosaurs.</p> <p>To retell instructions using actions.</p>	<p>TFW- Non- Fiction- Dinosaurs</p> <p>To draw a dinosaur and make a class book.</p>
<p>To join in with familiar rhymes.</p>	<p>Assessment</p> <p>To make marks.</p>	<p>To join in with familiar phrases in a story.</p>	<p>To learn new vocabulary linked to story.</p>	<p>To make marks and give meaning to them.</p>	<p>To learn some facts about dinosaurs.</p>	<p>To make marks and give meaning to them.</p>