

Introducing the Sparkyard Music Curriculum...

Singing and music are an essential part of any primary curriculum, and it is within the capability of *every* teacher in *every* school to deliver **great music lessons**.

The **Sparkyard Music Curriculum** provides teachers with a **clear sequence of musical activities** to use in the primary classroom. With **fabulous Out of the Ark songs at its heart**, it uses a **skills-based approach** where key musical concepts and themes are developed and revisited across the year groups, building on knowledge and understanding at every stage.

Each term is organized into **progressive steps** and within each step you will find a selection of fun, inspiring lessons to **choose from**. You don't have to complete every lesson in every step: simply choose the ones that suit you. Our helpful curriculum overviews will provide you with a summary of the key learning in each term, allowing you to start planning a sequence of exciting lessons for your class straight away. Our music curriculum covers the statutory National Curriculum for England and satisfies a wealth of suggestions made in the Model Music Curriculum.

We've worked hard to create a curriculum that offers **flexibility and choice**. You know your classes better than we do, so whether you choose to follow the curriculum step by step, or use your own knowledge to adapt lessons, remember that the overriding goal should be to foster a lasting love of music and enjoyment in singing.


Sparkyard lesson plans include:

- Simple, easy-to-follow steps
- Fabulous songs
- Assessment suggestions
- Listening examples from a diverse range of genres, styles and musical periods
- Demonstration videos and audio clips
- Glossary and list of key vocabulary
- Coverage of the inter-related dimensions of music and National Curriculum requirements
- Printable resources for download



YEAR 2, TERM 1 – CONTENT COVERAGE

STEP	ACTIVITY	WHAT'S ACHIEVABLE	CURRICULUM SKILLS	INTER-RELATED DIMENSIONS OF MUSIC	KSI NATIONAL CURRICULUM REQUIREMENTS				LISTEN/LOOK	SONG CHOICES
1. Performing rhythms and movement to a steady pulse	Exercise Rhythms Ideal for a single session	<ul style="list-style-type: none"> ★ To maintain a steady pulse ★ To copy pulse action sequences ★ To compose call-and-echo movement sequences 	Sing Listen Improvise	Pulse Rhythm Structure Tempo						Coordination Funk Get Going Look What I Can Do!
	Musical Instructions Ideal for 1-2 sessions	<ul style="list-style-type: none"> ★ To perform movements to music ★ To recognize and respond to musical instructions ★ To recognize and begin to describe features of music (e.g. tempo, mood, timbre and pitch) 	Sing Listen Genre/History/ Musicians	Pitch Pulse Rhythm Tempo Timbre					French National Anthem <i>La Marseillaise</i> <i>All You Need Is Love</i> by The Beatles <i>Unsquare Dance</i> by Dave Brubeck	Bean Harvest Harvest Hoedown
	Pass The Ball! Ideal for a single session	<ul style="list-style-type: none"> ★ To perform actions to a steady pulse ★ To use movement to identify the first beat of the bar ★ To develop ensemble skills 	Listen Play	Pulse Rhythm Tempo					<i>Waltz No. 2</i> from Jazz Suite, No. 2 by Shostakovich <i>On The Beautiful Blue Danube</i> by Strauss II <i>The Liberty Bell March</i> by Sousa <i>'In the Hall Of The Mountain King'</i> from <i>Peer Gynt</i> by Grieg	Beautiful Bird Coordination Funk Line Up, Line Up Lunch Make A Picture With Shapes Together Walking To School
	Change! Ideal for a single session	<ul style="list-style-type: none"> ★ To perform actions to a steady pulse ★ To internalize pulse ★ To develop ensemble skills 	Sing Listen Play	Rhythm Pulse						Coordination Funk Line Up, Line Up Lunch This Day Together Walking To School
2. Copying and creating rhythmic patterns	Foodie Rhythms Ideal for 1-2 sessions	<ul style="list-style-type: none"> ★ To copy rhythm patterns ★ To create rhythm patterns based on spoken words ★ To play rhythms to a steady pulse 	Sing Listen Play Compose	Pulse Rhythm						Healthy Me The Harvest List We Can Help We've Got Tomatoes!
	Song Tennis Ideal for a single session	<ul style="list-style-type: none"> ★ To internalize rhythm and melody ('thinking voice') ★ To copy rhythmic and melodic patterns ★ To follow a conductor 	Sing Listen Play	Pitch Pulse Rhythm						A Song You'll Love To Know! Careful How You Cross Counting It's Great When You Know The Alphabet! Perfect Symmetry The Number Bus
	How Will You Play? Ideal for 1-2 sessions	<ul style="list-style-type: none"> ★ To play rhythm patterns ★ To begin to control dynamics when singing and playing instruments ★ To explore the timbre of instruments 	Sing Listen Play	Dynamics Pulse Rhythm Timbre					Symphony No. 4, fourth movement by Bruckner	Bang, Tap, Stop!
	Time For A Rest Ideal for a single session	<ul style="list-style-type: none"> ★ To keep a steady pulse ★ To listen to a rhythm and clap it back (call and response) ★ To explore rests in music 	Listen Play	Pulse Rhythm Structure						Coordination Funk I Can Play Medication Wake Up!



YEAR 2, TERM 1 – CONTENT COVERAGE (cont.)

STEP	ACTIVITY	WHAT'S ACHIEVABLE	CURRICULUM SKILLS	INTER-RELATED DIMENSIONS OF MUSIC	KSI NATIONAL CURRICULUM REQUIREMENTS				LISTEN/LOOK	SONG CHOICES
(2.)	Have You Heard Me? Ideal for 2 sessions	<ul style="list-style-type: none"> ★ To perform a rhythmic chant with a steady pulse ★ To begin to recognize patterns of sound and silence ★ To choose suitable sounds to accompany a poem 	Sing Play Compose	Articulation Dynamics Pulse Rhythm Timbre						Have You Heard Me?
3. Combining rhythmic patterns	Body Percussion Ideal for a single session	<ul style="list-style-type: none"> ★ To recognize repeated rhythmic patterns ★ To compose and perform a simple rhythmic ostinato 	Sing Listen Play Compose	Pulse Rhythm					Stomp - Live	Coordination Funk Medication Together We Are The Even Numbers
	We Can Play! Ideal for 1-2 sessions	<ul style="list-style-type: none"> ★ To combine simple rhythm patterns ★ To identify changes in musical texture ★ To maintain a simple rhythmic part in a group 	Sing Listen Play	Pulse Rhythm Tempo Texture						I Can Play
	Combining Rhythms Ideal for 2 sessions	<ul style="list-style-type: none"> ★ To explore pulse and rhythm through movement ★ To copy rhythm patterns ★ To experiment with musical texture ★ To perform a rhythmic ostinato 	Sing Listen Play	Pulse Rhythm Texture					Beardyman's <i>Kitchen Diaries</i>	March To The Beat
4. Representing rhythmic patterns	Choose Your Beat! Ideal for a single session	<ul style="list-style-type: none"> ★ To internalize pulse ★ To identify beats in a bar ★ To compose simple beat patterns ★ To follow a simple graphic score 	Sing Listen Play	Pulse Rhythm Structure Texture Timbre						Coordination Funk London Bells Marching In The Snow Medication Put Your Coat On Together We Are The Even Numbers
	Four-Beat Patterns Ideal for a single session	<ul style="list-style-type: none"> ★ To identify beats in a bar ★ To compose four-beat sound patterns ★ To create a simple graphic score 	Sing Listen Play Compose Notation	Pulse Rhythm Structure Texture					<i>We Are Family</i> by Sister Sledge	Coordination Funk London Bells Medication The Brussel Sprout Blues Wake Up! We Are The Even Numbers
	Meet The Beat Monsters! Ideal for 2 sessions	<ul style="list-style-type: none"> ★ To identify patterns in music ★ To copy rhythm patterns ★ To identify rests in music ★ To compose and play simple rhythm patterns 	Sing Listen Play Compose Notation	Pulse Rhythm						Black And White Christmas Dear Santa Our Christmas Tree The Mince Pie Song Three Little Pigs



YEAR 2, TERM 2 – CONTENT COVERAGE

STEP	ACTIVITY	WHAT'S ACHIEVABLE	CURRICULUM SKILLS	INTER-RELATED DIMENSIONS OF MUSIC	KSI NATIONAL CURRICULUM REQUIREMENTS				LISTEN/LOOK	SONG CHOICES
1. Recognizing and exploring musical mood	How Do You Feel? Ideal for a single session	<ul style="list-style-type: none"> ★ To recognize how songs can communicate different moods ★ To use movement to respond to the mood of music 	Sing Listen	Dynamics Tempo					<i>'Air On The G String'</i> from Orchestral Suite No. 3 by J. S. Bach <i>Gymnopédie No. 3</i> by Satie <i>Maple Leaf Rag</i> by Scott Joplin <i>'Triumphal March'</i> from <i>Aida</i> by Verdi <i>'Wedding March'</i> from <i>A Midsummer Night's Dream</i> by Mendelssohn <i>'Jupiter'</i> from <i>The Planets</i> by Holst	Clap Hands! Stamp Feet! Get Going Let's Be Quiet Make A Face Keep On Smiling
	Musical Moods Ideal for a single session	<ul style="list-style-type: none"> ★ To recognize how music can communicate different moods ★ To explore vocal timbre ★ To choose appropriate vocabulary to describe music (e.g. fast, slow, spiky, smooth, loud, quiet, etc.) 	Sing Listen	Articulation Dynamics Tempo Timbre						Count Your Blessings Good Morning Hello, Hello Hello, Hello, Good Morning I'll Sing This Song Keep On Smiling Let's Be Quiet
	Walk Like This! Ideal for 2 sessions	<ul style="list-style-type: none"> ★ To recognize and describe changes in musical mood ★ To recognize how tempo affects the mood of a song ★ To begin to identify tempos in contrasting pieces of music 	Sing Listen	Dynamics Tempo					Piano Sonata No. 14 'Moonlight' by Beethoven Symphony No. 1 'Classical' by Prokofiev Symphony No. 9 'From the New World' by Dvořák	
2. Choosing sounds to match a character, mood or theme	Peaceful Percussion Ideal for 1-2 sessions	<ul style="list-style-type: none"> ★ To begin to control dynamics ★ To select appropriate vocal and percussion sounds to match a theme 	Sing Listen Play Compose	Dynamics Pitch Tempo Timbre					4'33" by John Cage	Hush Let's Be Quiet Rapunzel's Song
	Calm And Cross Ideal for 1-2 sessions	<ul style="list-style-type: none"> ★ To begin to learn about musical articulation and how it can be used expressively within music ★ To compose and notate a piece of music with contrasting sections ★ To vary tempo, dynamics and timbre to communicate a mood 	Sing Listen Play Compose Notation	Articulation Dynamics Structure Tempo Timbre						I'll Sing This Song I'm Cross! I'm A Wicked Witch, That's Me! I'm The Big, Bad Wolf Let's Be Quiet Rapunzel's Song Spider Music Who's That Stealing My Lettuces?
	Musical Doodle Boards Ideal for a single session	<ul style="list-style-type: none"> ★ To use symbols to represent instrumental or vocal sounds ★ To use musical vocabulary to describe sounds ★ To follow a graphic score 	Sing Listen Play Notation Compose	Articulation Dynamics Structure Timbre Tonality					<i>'Infernal Galop'</i> from <i>Orpheus In The Underworld</i> by Offenbach Adagio from Clarinet Concerto in A Major by Mozart <i>'Mars'</i> from <i>The Planets</i> by Holst <i>Fanfarra Cabua-Le-Le</i> by Sergio Mendes	The Doodling Song

YEAR 2, TERM 2 – CONTENT COVERAGE (cont.)

STEP	ACTIVITY	WHAT'S ACHIEVABLE	CURRICULUM SKILLS	INTER-RELATED DIMENSIONS OF MUSIC	KSI NATIONAL CURRICULUM REQUIREMENTS				LISTEN/LOOK	SONG CHOICES
(2.)	Scrape, Tap, Blow, Shake Ideal for 1-2 sessions	<ul style="list-style-type: none"> ★ To use symbols to represent instrumental or vocal sounds ★ To follow a conductor 	Sing Listen Play Notation Compose	Articulation Dynamics Structure Tempo Timbre					<i>'Spring'</i> from <i>The Four Seasons</i> by Vivaldi <i>Night On Bald Mountain</i> by Mussorgsky <i>'Air On The G String'</i> from <i>Orchestral Suite No. 3</i> by J. S. Bach	Colours Of The World Sing Of A Rainbow The Doodling Song
3. Sequencing and combining sounds to tell stories and create effects	Stormy Weather Ideal for 1-2 sessions	<ul style="list-style-type: none"> ★ To identify and describe a sequence of sounds ★ To identify and control dynamics 	Sing Listen Play Notation Compose	Dynamics Texture Timbre					<i>Easter Song</i> by GLAD <i>'Storm Interlude'</i> from <i>Peter Grimes</i> by Britten	
	Weather Improvisation Ideal for a single session	<ul style="list-style-type: none"> ★ To select sounds to accompany a song ★ To create and perform a sequence of weather sounds ★ To improvise sounds within a structure 	Sing Play Improvise Compose	Texture Tempo Dynamics Timbre Articulation Structure					<i>Helios Overture</i> by Nielsen <i>Symphony No. 1 'Winter Daydreams'</i> by Tchaikovsky	Can You See The Lightning? Hey Little April Shower Lazy Days Mister Wind Song For Every Season Wet, Wet, Wet! When It's A Sunny Day
4. Creating and performing soundscapes	Spring Soundscapes Ideal for 2 sessions	<ul style="list-style-type: none"> ★ To recognize different instrumental timbres ★ To improvise sounds on a given theme ★ To experiment with and recognize changes in musical texture 	Sing Play Improvise	Structure Texture Timbre						Five Shiny Eggs I'm A Little Chick Spring Chicken
	Morning Soundscapes Ideal for 2 sessions	<ul style="list-style-type: none"> ★ To begin to define and recognize a range of timbres and dynamics ★ To create a musical story using appropriate timbres and dynamics on instruments 	Sing Listen Play Notation Compose	Dynamics Texture Timbre					<i>'Morning Mood'</i> from <i>Peter Gynt</i> by Grieg	Get A Move On Monday Morning Morning Has Broken It's Time To Wake Up Wake Up!



KEY
KSI NATIONAL
CURRICULUM
REQUIREMENTS



Use their voices expressively and creatively by singing songs and speaking chants and rhymes



Play tuned and untuned instruments musically





Listen with concentration to a range of high-quality live and recorded music

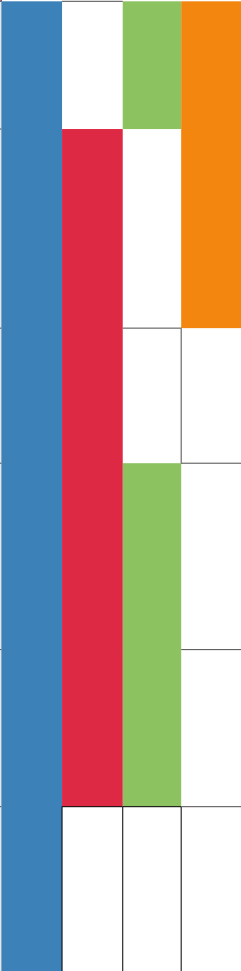




Experiment with, create, select and combine sounds using the inter-related dimensions of music


YEAR 2, TERM 3 – CONTENT COVERAGE


STEP	ACTIVITY	WHAT'S ACHIEVABLE	CURRICULUM SKILLS	INTER-RELATED DIMENSIONS OF MUSIC	KS1 NATIONAL CURRICULUM REQUIREMENTS	LISTEN/LOOK	SONG CHOICES
1. Identifying and describing changes in pitch	Pitch Doodles <i>Ideal for a single session</i>	<ul style="list-style-type: none"> ★ To use movement to respond to changes in pitch ★ To use 'higher' or 'lower' to describe sounds 	Listen Sing Genre/History/ Musicians	Pitch Timbre		<i>The Waltzing Cat</i> by Leroy Anderson <i>Amazing Grace</i> (Traditional) 'Chinese Dance' from <i>The Nutcracker</i> by Tchaikovsky	Sunflowers Growing The Brrrass Band The Marching Band
	Pitch Perfect <i>Ideal for a single session</i>	<ul style="list-style-type: none"> ★ To recognize and describe changes in pitch ★ To pitch-match simple phrases ★ To explore vocal timbre 	Sing Listen	Articulation Dynamics Pitch Rhythm			Good Morning
	High, Middle, Low <i>Ideal for 1-2 sessions</i>	<ul style="list-style-type: none"> ★ To identify high-, mid- and low-pitched sounds ★ To listen to and recall a sequence of sounds ★ To use graphic notation to represent pitch 	Sing Listen Play Improvise Compose Notation	Pitch Structure			Happy Sun High In 1666 We're Detectives
2. Copying pitch patterns	Up And Down <i>Ideal for 2 sessions</i>	<ul style="list-style-type: none"> ★ To identify changes in pitch ★ To play ascending and descending melodies on tuned percussion 	Sing Listen Play Compose	Pitch Timbre			Building Bricks I Wish I Had A Robot Old Toys, New Toys Step It Up For Sport Relief
	Copy My Action <i>Ideal for 1-2 sessions</i>	<ul style="list-style-type: none"> ★ To recognize and describe changes in pitch 	Listen Play	Pitch		'Do Re Mi' from <i>The Sound Of Music</i> by Rodgers and Hammerstein	Climbing Up The Beanstalk Follow The Silver Trail
	Vocal Story Maps <i>Ideal for 1-2 sessions</i>	<ul style="list-style-type: none"> ★ To imitate and describe changes in pitch ★ To compose and notate a short composition using graphic notation 	Sing Listen Compose Notation Genre/History/ Musicians	Pitch Rhythm Structure Texture Timbre			
3. Creating and notating simple melodies	Just Five Notes <i>Ideal for 1-2 sessions</i>	<ul style="list-style-type: none"> ★ To sing pentatonic songs ★ To begin to recognize pentatonic scales 	Sing Listen Genre/History/ Musicians	Pitch Pulse Rhythm		<i>The Girl With The Flaxen Hair</i> by Debussy	Just Five Notes Try and Try Again What Goes In, Must Come Out


YEAR 2, TERM 3 – CONTENT COVERAGE (cont.)


STEP	ACTIVITY	WHAT'S ACHIEVABLE	CURRICULUM SKILLS	INTER-RELATED DIMENSIONS OF MUSIC	KSI NATIONAL CURRICULUM REQUIREMENTS	LISTEN/LOOK	SONG CHOICES
(3.)	Pentatonic Play Ideal for 1-2 sessions	★ To compose simple pentatonic melodies	Sing Listen Improvise Notation	Pitch Structure		<i>The Power Of The Pentatonic Scale</i> by Bobby McFerrin	Just Five Notes Try and Try Again What Goes In, Must Come Out
	Step Or Leap? Ideal for 1-2 sessions	★ To play and sing melodies that move up and down by step ★ To recognize melodies that move by step or leap ★ To use graphic notation to represent a melody	Sing Listen Play Compose Notation	Pitch Structure			Joey Pitter Patter Caterpillar
4. Performing simple musical accompaniments and preparing for performance	Summer Songs Ideal for 1-2 sessions	★ To play and sing melodies that move up and down by step ★ To play a simple melodic accompaniment	Sing Listen Play Compose	Pitch Structure			Did You Ever? Lovely Summer's Day
	Songs Of The Sea Ideal for 2 sessions	★ To perform songs with instrumental accompaniment ★ To play a simple rhythmic and/or melodic ostinato	Sing Listen Play Compose Genre/History/ Musicians	Pitch Rhythm Structure Texture		<i>Leave Her Johnny</i> (Traditional Sea Shanty)	Hey, Mr Pirate! Red Sails Remember The Mary Rose Sail West, Señor! The Deep Blue Sea
	Meet The Dragons Ideal for 2-3 sessions	★ To compare songs on a given theme ★ To develop a short performance to share with others	Sing Listen Play	Dynamics Pitch Structure Tempo Timbre		<i>Guangling Melody</i> (Chinese Traditional)	Dragon Dance My Dragon We're Going Round The World
	Show Time Ideal for 2 sessions	★ To prepare songs for performance ★ To perform simple instrumental accompaniments ★ To suggest ways to improve a performance	Sing Play	Articulation Dynamics Pitch Structure Texture			Your choice of songs from Year 1

KEY KSI NATIONAL CURRICULUM REQUIREMENTS

 Use their voices expressively and creatively by singing songs and speaking chants and rhymes

 Play tuned and untuned instruments musically

 Listen with concentration to a range of high-quality live and recorded music

 Experiment with, create, select and combine sounds using the inter-related dimensions of music

